

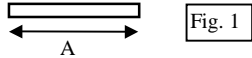
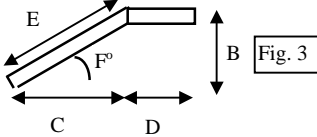
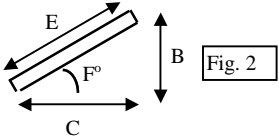
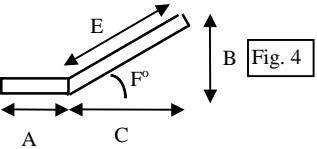
B. W. SINCLAIR, INC.

BULK MATERIAL HANDLING

P. O. Box 1111
 3003 Central Freeway East
 Wichita Falls TX 76307-1111
 Phone 940-766-2556

FLEX WALL BELT CONVEYOR INQUIRY DATA SHEET

Fax 940-766-0430
 e-mail: sales@bwsinclair.com

| | | | |
|---|-----------------------------------|---|-------------------------------------|
| CUSTOMER DATA | | | |
| Company Name: | | | |
| Mail Address: | | | |
| Physical Address, if different: | | | |
| City / State / Zip Code: | | | |
| Technical Contact Name & Title: | | | |
| Contact @ | Phone | Fax | |
| E-mail Address | | | |
| MATERIAL DATA | | | |
| Type of material handled? | | | |
| Rate Data | Lbs. Per Hour? | Bulk Density? | |
| Flow rate controlled / flooded? | | | |
| Material | Lump Size? | % fines? | Temp.? |
| Characteristics? | <input type="checkbox"/> Abrasive | <input type="checkbox"/> Corrosive | <input type="checkbox"/> Sluggish |
| <i>Check all that apply</i> | <input type="checkbox"/> Dusty | <input type="checkbox"/> Explosive | <input type="checkbox"/> Aerates |
| | <input type="checkbox"/> Sticky | <input type="checkbox"/> Wet | <input type="checkbox"/> Compresses |
| CONVEYOR DATA | | | |
| No. of Inlets? Sizes? | | | |
| Horizontal distance, inlet - outlet | | | |
| Angle of incline? Total lift? | | | |
| Max. belt speed desired? | | | |
| SITE DATA | | | |
| Electrical data - Volts/Ph/Hz? | | | |
| Ambient temperature range? | | | |
| Hazardous area? Classification? | | | |
| Installation indoors? Outdoors? | | | |
| LAYOUT SKETCH Choose profile; add dimensions | | | |
|  Fig. 1 | |  Fig. 3 | |
|  Fig. 2 | |  Fig. 4 | |
| | | Fig = _____ D= _____ A= _____ E= _____ B= _____ C= _____ F°= _____ | |